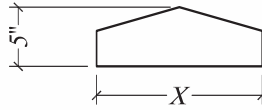
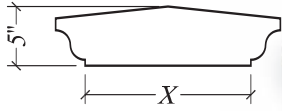


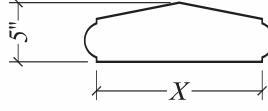

E1001



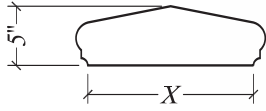

E1002



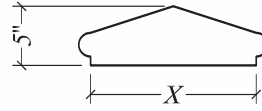

E1003



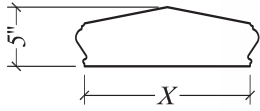
E1004



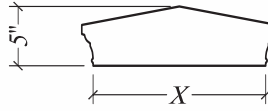
E1005



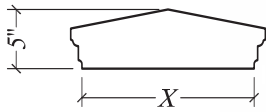
E1006



E1007



E1008



E1009



Standard Widths

(X) = 8", 10", 12", 14", 16", 18" or 24"

Coping

END CONDITIONS See page 26 for details.

PROFILE	COLOR <i>See page 5.</i>	WIDTH (X)	LENGTH	FINISHED END		OUTSIDE CORNER		INSIDE CORNER		QTY
				LEFT	RIGHT	LEFT	RIGHT	LEFT	RIGHT	
E1001	Light Gray	12"	3' 11 5/8"	✓	—	—	—	—	—	12
			3' 11 5/8"							
			3' 11 5/8"							
			3' 11 5/8"							

Contact: _____ Company: _____ Phone: _____ Fax: _____